

Pendant luminaire with up and downlight in a unique design.

Sheetmetal body painted white RAL 9010.

Light distribution, up/down light:
60/40% for 5000 model,
50/50% for 4000 model,
Opal anti-glare protection specially developed for LED (OP).

Supplied with a halogen-free cable (2.2 m), with earthed plug and a wire pendulum with a friction lock.

Basic model:
The entire luminaire is activated from an external switch.

ST:
Separate activation for up and down lights using pushbuttons on the top side of the luminaire.

TD:
Separate control of up and down lights using springloaded pushbutton switches on the top side of the luminaire.

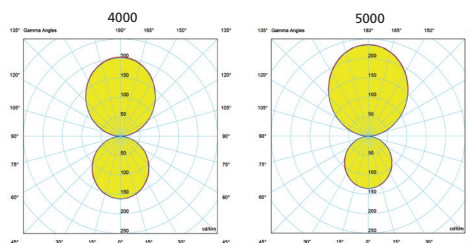
ACTILUME:
Integrated sensor with daylight control.



Lifespan: L80 Ta25 50000h (B50)
MacAdam 3 SDCM CRI: >80

IP20 | CE  SENSOR



Accessories	Art no.	E no.
T-profile carrier rail 600 with sliding screw	9 552 18	70 143 72
M6 clips for T-profile	9 552 08	-



Type	Lumen 830	Art no. 830	E no.	Lumen 840	Art no. 840	E no.	L	W	H	c/c	Power	Weight
Void 4000 OP	4030	1 573 01	70 113 74	4200	1 573 03	70 114 03	1300	170	30	1200	39	3,5
Void 4000 OP ST	4030	1 573 17	70 115 26	4200	1 573 19	70 115 27	1300	170	30	1200	39	3,5
Void 4000 OP * 	4030	1 573 33	70 115 37	4200	1 573 35	70 115 38	1300	170	30	1200	39	3,5
Void 4000 OP TD	4030	1 573 25	70 115 33	4200	1 573 27	70 115 34	1300	170	30	1200	39	3,5
Void 5000 OP	4930	1 573 05	70 114 43	5130	1 573 07	70 114 98	1300	170	30	1200	47	3,5
Void 5000 OP ST	4930	1 573 21	70 115 28	5130	1 573 23	70 115 29	1300	170	30	1200	47	3,5
Void 5000 OP * 	4930	1 573 37	70 115 39	5130	1 573 39	70 115 43	1300	170	30	1200	47	3,5
Void 5000 OP TD	4930	1 573 29	70 115 35	5130	1 573 31	70 115 36	1300	170	30	1200	47	3,5

* ACTILUME