

Asymmetric interiorluminaire.
Suitable for walls or whiteboardlighting.

Housing made from sheetmetal with RAL 9010 paint. Endcaps made of plastic.

Asymmetric optic with opalic lightopening.

Mounting flush to ceiling, suspended or on wallbrackets. Accessories to be ordered separately.

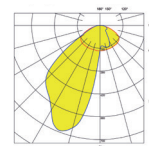

AirC:


Sensorsystem with daylightcontrol, programmable via app. Sensor communicates wireless to more sensors. System can also be integrated and controlled with wireless switches.

Lifetime L80 Ta25 60000h (B50)
MacAdams 3 SDCM CRI: >80

IP 20 | CE 

Accessory	Art.no.	E-no.
Suspensionwire for ceiling	9 551 83	70 152 93
Rails for 600 T-profile with slidescrews	9 552 18	70 143 72
Clips M6 for T-profile	9 552 08	-
Pair of wallbrackets	9 551 55	70 152 94
Switch AirC SwitchDim 1 pole	9 688 20	79 852 54



Type	Lumen	Art.no.830	E-no.	Lumen	Art.no.840	E-no.	L	B	H	c/c	Power	Weight
Office LED 3000 AS	3070	1 545 91	70 166 97	3190	1 545 92	70 166 98	1193	101	73	1140	30	3,5
Office LED 3000 AS TDC *	3070	1 545 93	70 166 99	3190	1 545 94	70 167 00	1193	101	73	1140	30	3,5
Office LED 3000 AS AirC * 	3070	1 545 95	70 167 03	3190	1 545 96	70 167 05	1193	101	73	1140	30	3,5

* Equipped with amplitude-dimmable driver for DALI, push-button control and corridor function.