

Interior ceiling fixture or suspended assembly with or without uplight.

Sheetmetal housing with RAL 9010 textured white paint. Plastic endcaps. Metallised doubleparabolic anti-glare louvre (SP) with integrated opal diffuser.

Ceiling version:

Connection at ends or centre of fixture. Fixing with keyhole.

Pendantt uplight version: As standard with adjustable suspension wire with halogen-free cable 2.4 m with earthed plug. Version available with separated down-/uplight (ST).

Dimmable version (TDC) equipped with Dali dimmable driver, push-button control and corridor function. Pendant equipped with 5-wire cable.

Can be fitted with sensor and pull-cord switch.

AirC:

Sensorsystems with daylightcontrol that can be programmed via app. The sensor can also communicate wirelessly with more sensors. Wireless switches can be integrated in this system.

Lifespan L80 Ta25 60000h (B50)
MacAdams 3 SDCM CRI: >80

IP 20 | CE 

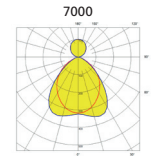
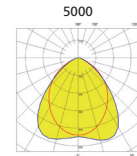

Pendant with uplight




Adjustable wire suspension




Accessory	Art no.	E-no.
Rails for 600 T-section with slide screws	9 552 18	70 143 72
M6 clips for T-section	9 552 08	-
Switch AirC SwitchDim 1 pole	9 688 20	79 852 54




Ceiling

Type	Lumen 830	Art no. 830	E-no.	Lumen 840	Art no. 840	E-no.	L	W	H	c/c	Power	Weight
OfficeLED 5000	5100	1 546 10	70 167 50	5310	1 546 11	70 167 51	1498	101	73	1420	49	3,9
OfficeLED 5000 TDC	5100	1 546 20	70 167 52	5310	1 546 21	70 167 53	1498	101	73	1420	49	3,9
OfficeLED 5000 AirC * 	5100	1 547 60	70 167 54	5310	1 547 61	70 167 55	1498	101	73	1420	49	4,0

Suspended

Type	Lumen 830	Art no. 830	E-no.	Lumen 840	Art no. 840	E-no.	L	W	H	c/c	Power	Weight
OfficeLED P 5000	5100	1 546 30	70 167 56	5310	1 546 31	70 167 57	1498	101	73	1420	49	3,9
OfficeLED P 5000 TDC	5100	1 546 40	70 167 58	5310	1 546 41	70 167 59	1498	101	73	1420	49	3,9
OfficeLED P 5000 AirC * 	5100	1 547 62	70 167 60	5310	1 547 63	70 167 61	1498	101	73	1420	49	4,0

Suspended uplight

Type	Lumen 830	Art no. 830	E-no.	Lumen 840	Art no. 840	E-no.	L	W	H	c/c	Power	Weight
OfficeLED 7000	6840	1 546 50	70 167 62	7120	1 546 51	70 167 63	1498	101	73	1420	64	4,3
OfficeLED 7000 TDC	6840	1 546 60	70 167 64	7120	1 546 61	70 167 65	1498	101	73	1420	64	4,3
OfficeLED 7000 AirC * 	6840	1 547 64	70 167 66	7120	1 547 65	70 167 67	1498	101	73	1420	64	4,4

Suspended uplight or downlight with separate switch

Type	Lumen 830	Art no. 830	E-no.	Lumen 840	Art no. 840	E-no.	L	W	H	c/c	Power	Weight
OfficeLED 7000 ST	6840	1 546 70	70 167 68	7120	1 546 71	70 167 69	1498	101	73	1420	64	4,3
OfficeLED 7000 ST TDC	6840	1 546 80	70 167 70	7120	1 546 81	70 167 71	1498	101	73	1420	64	4,3

* Equipped with amplitude-dimmable driver for DALI, push-button control and corridor function.