

Luminaire for recessed grouped assembly in various formations. Refer to the assembly examples below. Option to combine with InVoid 1500

White painted galvanised housing and frame RAL 9016.
Opal plate developed for LED.

Fit to 600 modular ceiling with T-profile.

The distance between light apertures is equal, also with a T-profile between the luminaires.

As standard with Halogen-free 2.5 m cable with earthed plug. Dimmable fixture (TDC) equipped with 2.5m 5wire cable.

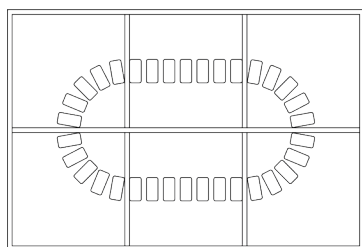
Amplitude dimming on TDC version, touch-dim or Dali, has integrated corridor function. Ballast located inside luminaire.

IP44 rated when fitted in ceiling.

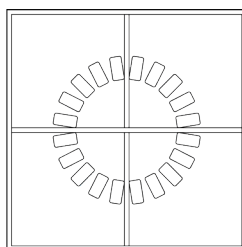
Lifespan L80 Ta25 70000h (B50)
MacAdam 3 SDCM CRI: >80

IP 44 / 20 | CE

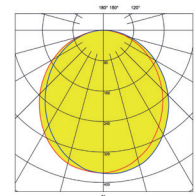
Example of assembly



Oval:
Two InVoid 1500 fixtures,
Four InVoid Corner 1100 fixtures



Circel
Four InVoid Corner 1100 fixtures



Type	Lumen	Art no.	E no.	L	W	H	Power	Weight
InVoid Corner 1100 830	1110	1 563 09	70 151 70	595	595	52	13	7
InVoid Corner 1100 840	1150	1 563 10	70 151 71	595	595	52	13	7
InVoid Corner 1100 830 TDC *	1110	1 563 11	70 151 72	595	595	52	13	7
InVoid Corner 1100 840 TDC *	1150	1 563 12	70 151 73	595	595	52	13	7

* Equipped with amplitude-dimmable driver for DALI, push-button control and corridor function.