



Luminaire for damp and dusty environments, multi-storey car parks, etc.

D-marked enclosed IP 65 fixture. Polycarbonate housing and opal diffuser. Stainless steel mounting clips. Detachable suspension brackets with adjustable c/c, distance +/-70 mm.

Connection via ends. 3-phase 5x2.5mm² throughwiring, with dimming as standard Single-phase throughwiring.


Sensor turns on and off with motion. TDC sensor switches on with motion and then goes down to 10%, switches off after absence of motion for 30 min.

Fitted flush to ceiling, on wallbracket, rails or wires.

Available in several versions depending on dimming, control and connection options.

Lifespan L80 Ta25 60000h (B50)
ID 65 LED 10000 has 100000h.
MacAdam 3 SDCM CRI: >80

IP 65 D | IK 08 | CE 



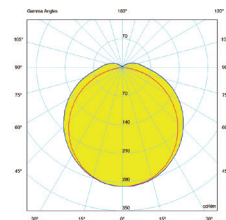
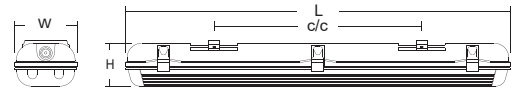
Detachable suspension brackets







Wirebracket



Quick connection fitting



Accessories	Art no.	E no.
Wirebracket (pair)	9 550 30	79 550 30
Shelterbracket	9 550 26	-
Adjustable bracket (pair)	9 550 18	79 550 19
45/90 bracket (pair)	9 550 10	79 550 10
45 bracket (pair)	9 550 11	-

Type	Lumen	Art no. 830	E no.	Lumen	Art no. 840	E no.	L	W	H	c/c	Power	Weight
ID 65 LED 5000	5040	4 527 01	72 518 00	5250	4 527 03	72 518 01	1290	170	118	900	35	4
ID 65 LED 5000 TDC *	5040	4 527 05	72 518 02	5250	4 527 07	72 518 03	1290	170	118	900	35	4
ID 65 LED 5000 Sensor 	5040	4 527 01-S	72 133 37	5250	4 527 03-S	72 133 38	1290	170	118	900	35	4,5
ID 65 LED 5000 Sensor TDC* 	5040	4 527 05-S	72 133 41	5250	4 527 07-S	72 133 42	1290	170	118	900	35	4,5
ID 65 LED 7000	7020	4 527 13	72 133 29	7310	4 527 15	72 133 30	1590	170	118	1200	52	5
ID 65 LED 7000 TDC *	7020	4 527 17	72 133 31	7310	4 527 19	72 133 32	1590	170	118	1200	52	5
ID 65 LED 7000 Sensor 	7020	4 527 21	72 133 33	7310	4 527 23	72 133 34	1590	170	118	1200	52	5
ID 65 LED 7000 Sensor TDC* 	7020	4 527 25	72 133 35	7310	4 527 27	72 133 36	1590	170	118	1200	52	5
ID 65 LED 10000	10280	4 527 31	72 146 65	10710	4 527 32	72 146 66	1590	170	118	1200	69	5
ID 65 LED 10000 TDC*	10280	4 527 35	72 146 67	10710	4 527 37	72 146 68	1590	170	118	1200	69	5

* Equipped with amplitude-dimmable driver for DALI, push-button control and corridor function.