

Fixture for recessed mounting.

White painted galvanised housing and frame RAL 9016.

Fit to 600 modular ceiling with T-profile.

Available as accessory: frame for extra recessed (+ 50 mm) which provides a shaft of light effect.

Equipped with microprismatic and foil diffuser (MP) or Opal plate developed for LED (OP).

Amplitudedimming on TDC, Touch-Dim or Dali versions, also has an integrated corridor function. Ballast located inside fixture.

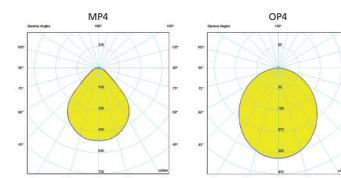
As standard with Halogen-free 2.5 m cable with earthed plug. Dimmable (TDC) also equipped with separate 2-wires for control.

IP44 rated when fitted in ceiling.





**AirC:**  
Sensorsystems with daylightcontrol that can be programmed via app. The sensor can also communicate wirelessly with more sensors. Wireless switches can be integrated in this system.

LifespanL80 Ta25 80000h (B50)  
InLED 6.6 8000 has 70000h.  
MacAdam 3 SDCM CRI: >80

IP 44 / 21 | CE 



Accessories	Art no.	E no.
Extra recessed frame (+ 50 mm)	9 550 92	-
Hygiene shield 595 x 595	9 551 94	-
Switch AirC SwitchDim 1 pole	9 688 20	79 852 54

Type	Lumen 830	Art no. 830	E no.	Lumen 840	Art no. 840	E no.	L	W	H	Power	Weight
InLED 6.6 MPR	3800	1 549 47	70 108 32	3880	1 549 48	70 108 41	595	595	50	38	4
InLED 6.6 MP4	4270	1 549 41	70 108 29	4360	1 549 42	70 108 35	595	595	50	38	4
InLED 6.6 OPR	4450	1 549 51	70 108 34	4540	1 549 52	70 108 43	595	595	50	38	4
InLED 6.6 OP4	4920	1 549 45	70 108 33	5120	1 549 46	70 108 42	595	595	50	38	4
InLED 6.6 8000 OP4	8080	1 549 53	70 154 20	8240	1 549 76	70 154 23	595	595	50	67	4,5
InLED 6.6 MPR TDC *	3800	1 548 47	70 541 73	3880	1 548 48	70 541 74	595	595	50	38	4
InLED 6.6 MP4 TDC *	4270	1 548 41	70 541 70	4360	1 548 42	70 540 76	595	595	50	38	4
InLED 6.6 OPR TDC *	4450	1 548 51	70 541 75	4520	1 548 52	70 541 76	595	595	50	38	4
InLED 6.6 OP4 TDC *	4920	1 548 45	70 541 71	5120	1 548 46	70 541 72	595	595	50	38	4
InLED 6.6 8000 OP4 TDC *	8080	1 549 78	70 154 28	8240	1 549 74	70 154 29	595	595	50	67	4,5
InLED 6.6 MPR AirC * 	3800	1 549 92	70 180 60	3880	1 549 93	70 180 61	595	595	50	38	4
InLED 6.6 MP4 AirC * 	4270	1 549 87	70 168 47	4360	1 549 88	70 168 48	595	595	50	38	4
InLED 6.6 OPR AirC * 	4450	1 549 90	70 180 58	4520	1 549 91	70 180 59	595	595	50	38	4
InLED 6.6 OP4 AirC * 	4920	1 549 85	70 168 45	5120	1 549 86	70 168 46	595	595	50	38	4

\* Equipped with amplitude-dimmable driver for DALI, push-button control and corridor function.